



**Electrolux**  
PROFESSIONAL

## Handling System for Dishwasher Side loader

ITEM # \_\_\_\_\_

MODEL # \_\_\_\_\_

NAME # \_\_\_\_\_

SIS # \_\_\_\_\_

AIA # \_\_\_\_\_



865243 - 865451 - 863129 - 863130 - 863131 - 863132 -  
863133 - 863134 - 863135

### Main Features

- Designed to transport 500x500 mm dishwashing baskets.
- Conveyors supplied as knockdown and easy to assemble.
- "Key holes" and "snap on" system reduces the number of screws needed for fast and easy installation.
- For multi rinse rack type dishwasher has 300mm splash hood at the entrance, the minimum length of the side loader to be connected with the dishwasher should be 800mm.
- Side loader is driven by the dishwasher.
- Side loader intended for installation between a dishwasher and a roller conveyor or a manual sorting table.
- Racks automatically fed into the dishwasher, when they are forwarded from the conveyor.

### Construction

- All surfaces smooth with polished finish.
- AISI 304 1,2mm stainless steel basin.
- 40x40mm stainless steel tubular and square legs.
- Stainless steel feet 50 mm adjustable in height to align the operation height between the dishwasher and table.
- Thick welded flanges for sturdy connection between the units.
- Three legs included.
- Sloping bottom of the table leads the water draining back to the connected dishwasher up to 900mm length (only for 865243, 865451 & 863129). For side loader from 1000mm length, the slope bottom of the table grants a smooth and rapid drainage at the center of the table.

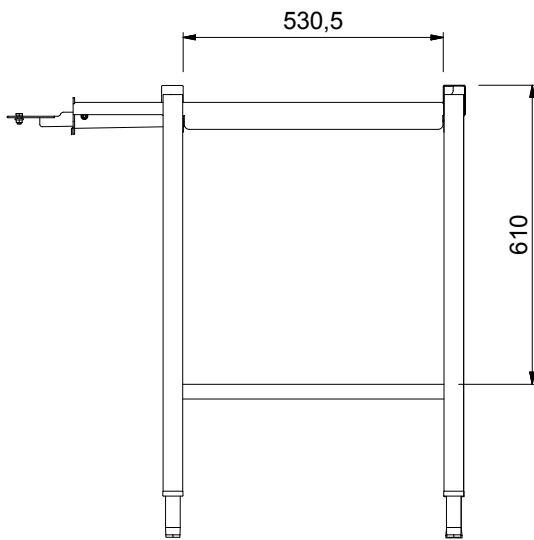
### Sustainability



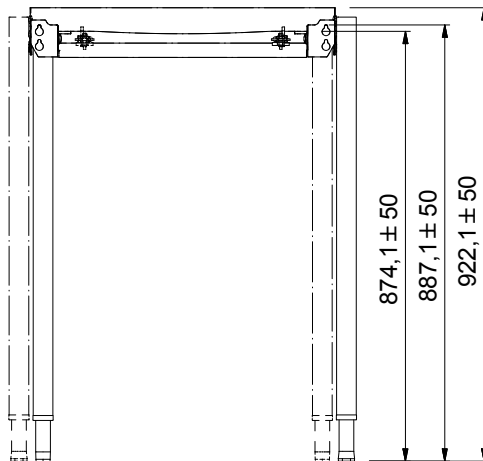
- The table can be used in loading side.
- The side loader is available from 700mm up to 1500mm with 100mm-step length.

APPROVAL: \_\_\_\_\_

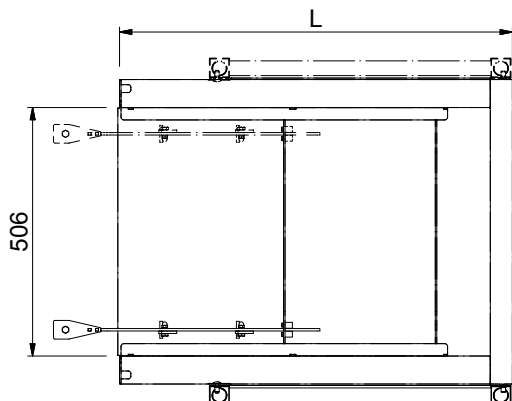
Front



Side



Top



## Key Information:

### External dimensions, Width:

|                 |         |
|-----------------|---------|
| 865243 (HSSL7)  | 700 mm  |
| 865451 (HSSL8)  | 800 mm  |
| 863129 (HSSL9)  | 900 mm  |
| 863130 (HSSL10) | 1000 mm |
| 863131 (HSSL11) | 1100 mm |
| 863132 (HSSL12) | 1200 mm |
| 863133 (HSSL13) | 1300 mm |
| 863134 (HSSL14) | 1400 mm |
| 863135 (HSSL15) | 1500 mm |

### External dimensions, Depth:

623 mm

### External dimensions, Height:

922 mm

### Net weight:

|                 |       |
|-----------------|-------|
| 865243 (HSSL7)  | 12 kg |
| 865451 (HSSL8)  | 13 kg |
| 863129 (HSSL9)  | 14 kg |
| 863130 (HSSL10) | 17 kg |
| 863131 (HSSL11) | 18 kg |
| 863132 (HSSL12) | 19 kg |
| 863133 (HSSL13) | 20 kg |
| 863134 (HSSL14) | 21 kg |
| 863135 (HSSL15) | 22 kg |

### Height adjustment:

50/50 mm

### Basin material:

Stainless Steel AISI 304 - EN  
1.4301

### 865243 (HSSL7)

### Type of rollers:

| Optional Accessories |  | 865243  | 865451 | 863129 | 863130 | 863131 | 863132 | 863133 | 863134 | 863135 |
|----------------------|--|---|--------|--------|--------|--------|--------|--------|--------|--------|
|                      |  | 865162 -<br>Emergency stop<br>kit for rack type<br>dishwasher |        |        |        |        |        |        |        |        |